


EXTRACORPOREAL SHOCKWAVE LITHOTRIPSY



Break the routine

Sonolith<sup>®</sup>  
i-move



[www.edap-tms.com](http://www.edap-tms.com)



Bringing New Horizons to Therapy

# Get back on track

The first hand-held ultrasound localization probe for unprecedented freedom and accuracy in ultrasound localization in ESWL.

Sonolith®  
i-move



## Scan

Scan the patient with ultrasound probe in hand. Freeze the ultrasound image when stone is visible.



## Position

Point on the stone on the ultrasound image displayed on the touch screen. The patient table automatically moves to position the stone at the focal point.



## Fire

Start treatment with the desired parameters for fine and effective fragmentation of the stone.



## Track

Set the ultrasound probe on its support for real-time treatment follow-up. Always stay on target with the 3D focal volume and stone reconstruction.



## The freeline era



### Visio-Track

Smooth, precise and free movements

### Unique Visio-Track ultrasound system

- Infrared Stereo Vision Technology
- Smooth, precise and free localization
- Movements of the hand-held ultrasound probe are monitored on the screen in real-time
- Natural, easy and unrestrained stone exploration without the movement limitations of a motorized system

### The end of the inline vs. outline debate

- Direct contact with patient skin for excellent image quality
- Ability to seek the best acoustic window
- Possibility of changing viewing angles
- Complete freedom of movement
- Real-time follow-up during treatment

### Dual simultaneous display

- 3D imaging of the stone and focal volume for real-time accurate follow-up of treatment



“The unmatched quality of the Sonolith® i-move free-hand ultrasound imaging system naturally makes us prefer this approach over fluoroscopy: ultrasound localization becomes easy and intuitive.”

Pr. Xavier Martin, Urology Department, Edouard Herriot Hospital, Lyon, France

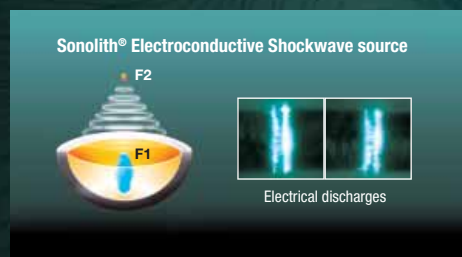


# Electroconductive technology

## A powerful and reliable principle


The patented Electroconductive (ECL) technology is based on a precisely controlled electrical discharge in a highly conductive solution:

- All electrical discharges are identical
- The source (F1) of every shockwave is consistent
- Every shockwave is focused with pinpoint accuracy on the same point (F2)



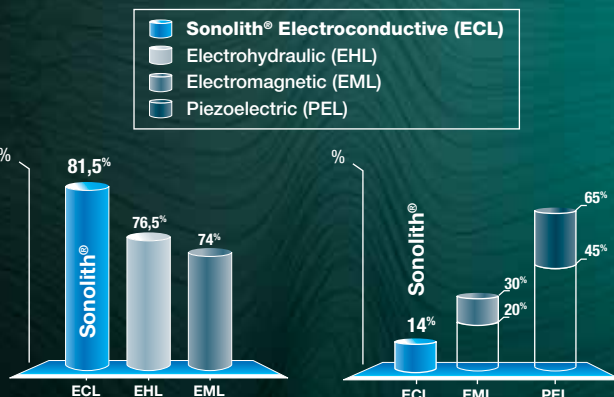
## Automatic Pressure Regulator

The exclusive Automatic Pressure Regulator measures and adjusts the pressure at the focal point in real time. This system ensures consistency shock after shock so every patient benefits from the same treatment quality, month after month.



## The best clinical results

EDAP TMS' electroconductive technology is clinically proven superior over existing technologies with the highest stone free rate and the lowest retreatment rate on record.



**Highest stone free rate**  
81.5% efficiency after 60 days

Saltutti G, Di Benedetto A, et al. Extracorporeal lithotripsy: is there a gold standard? In Vivo multifunctional comparison between 6 mobile devices. Congresso Nazionale AURO. 17, Roma, Italy, 2003

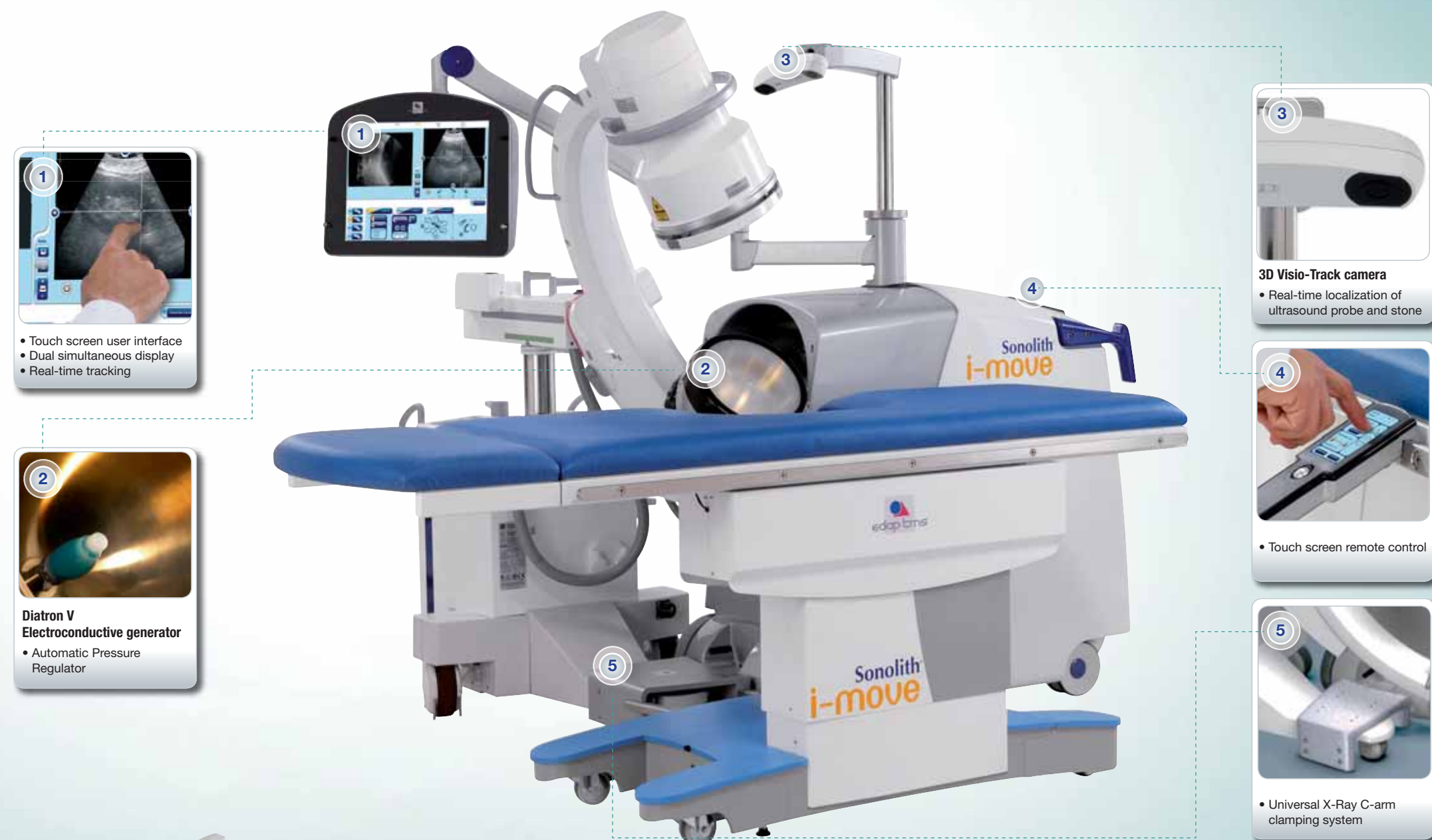
**Lowest retreatment rate**

Nomikos MS, Sowter SJ, Tolley DA. Outcomes using a fourth-generation lithotripter: a new benchmark for comparison? BJU International. 2007; 100: 100-107. Roeschke J, Tally G, Chaussey C. Progress in lithotripter technology. EAU Update Series. 2005;3:17-36.

# The revolution in ESWL

At the forefront of ESWL innovation for more than 30 years, EDAP TMS takes lithotripsy to the next level and puts the urologist back in the heart of the medical procedure with the Sonolith® i-move.

Sonolith®  
i-move



## Designed with the patient in mind

**New Diatron V shockwave generator:** Smooth adaptation to children and obese patients. Treatment depth up to 180 mm adapted to patients' morphology and a wide diameter generator providing more comfort and easier pain management.

**Variable treatment head position** for smooth and universal adaptation to all types of cases.





# The universal lithotripter



+



+

Visio-Track



+

Touch

Standard



**The gold standard of modular lithotriptors for simple day-to-day use**

- User-friendly touch-screen remote control to pilot all treatment functions: table movements, shockwave and treatment parameters
- Compact: the shockwave generator niftily slides into and fits inside the main module
- Cost effective



**A touch of high-tech for greater user-friendliness**

- Full touch-screen user interface to pilot all treatment functions.
- Dual simultaneous display of ultrasound and fluoroscopy images
- Patient and treatment database
- DICOM 3.0 compatible (option)
- Remote control station for operator comfort and safer treatment (option)



**The features of an integrated lithotripter in a modular one**

- Visio-Track: unique infrared stereovision technology for unprecedently easy and accurate ultrasound localization and tracking
- Stone Locking System: automatic alignment of the patient table with the focal point
- Exclusive real-time display of ultrasound treatment follow-up images, 3D stone and focal volume for pin-point accuracy
- Remote control station for operator comfort and safer treatment (option)

# Tailored to suit your specific needs

**Sonolith®**  
**i-move**

## User-friendly interface

- Touch-screen remote control
- Dual simultaneous display on touch-screen interface
- Intuitive and sharp navigation
- Table movement
- Shockwave power
- Shockwave frequency

## Safety

- For greater protection against X-ray, the Sonolith® i-move can be fully operated from a remote control station

## Database and DICOM compatibility

- Easily file patient and treatment information in the database for follow-up
- DICOM 3.0 compatibility for free-flowing transfer of data and images with the hospital server

## Mobility

- Compact design
- Treatment generator fitting inside the module
- Touch-screen closing the module for protection and easy storage (Touch and Visio-Track versions)

## High compatibility for smart investment

- Maximum modularity and compatibility with existing hospital equipment (X-ray C-arms, ultrasound scanners, etc...)
- Universal X-ray C-arm clamping system
- Adaptable to your needs with a standard ESWL table or a full carbon endo-urolological table
- Mobile device for day-to-day and inter-hospital use





# You Master Urology



# We Master Therapeutic Ultrasound

EDAP TMS is the leader in therapeutic ultrasound. Having been present in the market for 30 years, EDAP TMS (NASDAQ: EDAP) develops minimally-invasive therapeutic solutions for urology.

By consistently investing in research and development and by forming partnerships with internationally-renowned medical research institutions, EDAP TMS has been able to patent innovative technologies.

EDAP TMS is present in many countries via an extensive network of Subsidiaries and Distribution Partners. The Company focuses on producing a high standard of service for health care practitioners: mobile equipment, training centers and a far-reaching maintenance network.

With Ablatherm® HIFU, EDAP TMS is the world leader in High Intensity Focused Ultrasound (HIFU) for localized prostate cancer treatment.

The company is currently adapting this technology so that it is potentially able to treat other types of tumors.

As a pioneer and key player in the field of extracorporeal lithotripsy, EDAP TMS introduced the first modular lithotripter and owns the patent for Electroconductive® technology, utilized in its Sonolith® range of ESWL systems.

EDAP TMS focuses every day on delivering technologies that guarantee positive outcomes which are replicable, with low side effects and a preserved quality of life.

[www.edap-tms.com](http://www.edap-tms.com)



Bringing New Horizons to Therapy

EDAP TMS - PA La Poudrette Lamartine - 4, rue du Dauphiné - 69120 Vaulx-en-Velin - FRANCE  
Tel : +33 (0)4 72 15 31 50 - Fax : +33 (0)4 72 15 31 51 - [www.edap-tms.com](http://www.edap-tms.com) - [contact@edap-tms.com](mailto:contact@edap-tms.com)

ISO 9001: 2008 • ISO 13485: 2003